

Develop JavaScript apps

February 21, 2023 • Jan Cerman • 5 min read • JavaScript

Learn how to develop your own JavaScript applications that use Kontent.ai APIs.

SDKs and API references

 We highly recommend using SDKs to make your app development easier.

Delivery API

Get content from your Kontent.ai projects with Delivery API. Check out our [best practices for getting content](#) and examples on [filtering content](#).



Delivery REST API
reference



Delivery GraphQL
API reference



Delivery REST JS
SDK
(GitHub)

Management API

Manage your Kontent.ai projects, [import content](#), and automate content operations with Management API. Streamline user management with Subscription API.

The Management SDK supports both Management API and Subscription API.



Management API
reference



Subscription API
reference



Management JS
SDK
(GitHub)

Postman collection

Get to know the Kontent.ai APIs with the popular [Postman](#) client. Find more about the APIs and their availability in the [API reference](#).

 Run in Postman

Get started tutorials

If you're new to the JavaScript world, go through these tutorials. They'll get you up to speed before you [dig into the sample apps](#).

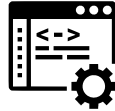


Kontent.ai

Hello Headless World!

Hello World

Get to know
Kontent.ai in 10
minutes.



Build your first
JavaScript app

How to start a real
project in 2 hours.



Run Express.js
sample app

How a Kontent.ai
website works in 30
minutes.

Sample apps

Do you already know what framework you want to explore? Check one of these sample apps. If you have any questions, ideas for improvement, or you get stuck in code, feel free to submit a GitHub issue.



Express.js







Vue.js



React

Community-based sample apps

These apps are maintained by our community. If you have questions or want to report bugs, we recommend submitting issues in the appropriate GitHub repository.

- Angular – [Angular 9](#)  sample app, [Angular Universal Starter](#) 
- [Express.js](#) web app with examples of Algolia search integration and automated content translation via webhooks
- [React](#) single page app
- [Svelte](#)  web app with Kontent.ai in a JAMStack scenario
- [Vanilla JavaScript](#)  sample app

Dive deeper

Take your Kontent.ai-powered apps further with the following APIs and features.

- [Smart link SDK](#)  automatically creates [edit links in your web app](#) based on HTML data attributes provided in your app. The SDK also lets you connect your website with [Web Spotlight](#).

- Synchronize latest content changes with [webhooks](#) or via [Sync API](#) to [keep your cache up to date](#).
- [Image transformation API](#) is a real-time image manipulation and optimization API. Check our [image optimization guide](#) to speed up image delivery in your app.
- [Custom Elements API](#) lets you implement your own custom elements and use methods from this JavaScript API.

Typescript

To leverage the full power of a strongly typed programming language like [Typescript](#), you need strongly typed models. Use the [Kontent.ai Model Generator](#) to [automatically generate strongly-typed models](#) based on the content types in your Kontent.ai project.



TypeScript in Delivery SDK

Check how to use the Delivery SDK in a TypeScript codebase

Jamstack

[Jamstack](#) is an architecture designed to make the web faster, more secure, and easier to scale out of the box.

The first step is to choose a static site generator (SSG). A static site generator combines data from Kontent.ai with specific visual templates, and prerenders a static site, which you can host on a CDN.



Jamstack SSGs

Choose your JavaScript static site generator

What's next?

- Follow [best practices for getting content](#) to ensure your content and code is scalable and maintainable.
- Explore [integration capabilities](#) of Kontent.ai to create a coherent and robust experience for developers and content editors.
- Once you have your Kontent.ai-powered web app running, focus on [SEO optimization](#) and explore the benefits of [Edge computing](#).
- Not sure what's what in Kontent.ai? Check our [glossary of terms](#).