


Develop PHP apps

November 30, 2021 • Jan Cerman • 3 min read • PHP

Learn how to develop your own PHP applications that use Kontent APIs.

SDKs and API references

 The SDKs, tools, or plugins mentioned on this page are maintained by our community. If you have questions or want to report bugs, we recommend submitting issues in the appropriate GitHub repository. Feel free to pitch in with your improvements as well.

Delivery API

Get content from your Kontent project with Delivery API. Check out our [best practices for getting content](#) and examples on [filtering content](#).



Delivery REST API
reference



Delivery GraphQL
API reference



Delivery REST PHP
SDK
(GitHub)

Management API

Manage and [import](#) content into your Kontent projects. With Management API, you can create, edit, delete, publish your content, and more.



Management API
reference

Postman collection


Get to know the Kontent REST APIs with the popular [Postman](#) client. [Install our Postman collection](#) and try any of the API endpoints.

 Run in Postman

Learn about changes in Kontent APIs and their availability in the [API reference](#).

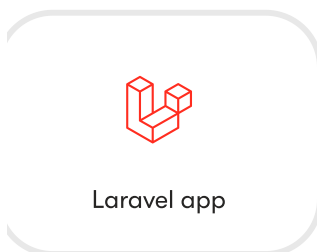
Get started tutorials

If you are new to the PHP world, go through these tutorials. They should get you up to speed before you [dig into the sample apps](#).



Sample apps

Do you already know what framework you want to explore? Check one of these sample apps. If you have any questions, ideas for improvement, or you get stuck in code, feel free to submit a GitHub issue.



Dive deeper

Take your Kontent-powered apps further with the following APIs and features.

- [Smart link SDK](#) automatically creates [edit links in your web app](#) based on HTML data attributes provided in your app. The SDK also lets you connect your website with [Web Spotlight](#).
- [Webhooks](#) provide an event-based notification mechanism. They let you know about specific changes in your project as they happen, which is useful for [caching](#).
- [Image transformation API](#) is a real-time image manipulation and optimization API. Check our [image optimization guide](#) to speed up image delivery in your app.
- [Custom Elements API](#) lets you implement your own custom elements and use methods from this JavaScript API.

What's next?

- Follow [best practices for getting content](#) to ensure your content and code is scalable and maintainable.
- Explore Kontent's [integration capabilities](#) to build coherent and robust experience for developers and content editors.
- Once you have your Kontent-powered web app running, focus on [SEO optimization](#) and explore the benefits of [Edge computing](#).
- Not sure what's what in Kontent? Check our [glossary of terms](#).